

# ALU 150/250

An advanced exhaust extraction system for vehicles in motion



## ALU 150/250

- ✓ High quality components
- ✓ Two standard rail sizes
- ✓ Complete program of accessories for extraction units
- ✓ Large airflow

ALU 150/250 is an advanced exhaust rail system for high frequency use. The ALU 150/ 250 offers a large number of features, such as manual return of extraction units on a separate track, automatic disconnection of nozzles and balancer. NB! When using a straight rail solution one hydraulic limit stop (see accessories) must be attached in the end of the rail system.

# ALU 150/250

[ProductCertifications]	[ce]
-------------------------	------











## Models

	Item no	Type of hose	Diameter, hose (mm)	Hose length (m)
	20900510 <sup>[1]</sup>			
	20900610 <sup>[2]</sup>			
	20900710 <sup>[3]</sup>			
	20900810 <sup>[4]</sup>			
	20900910 <sup>[5]</sup>			
	20901010 <sup>[6]</sup>			
	20901110 <sup>[7]</sup>			
	20901210 <sup>[8]</sup>			
	20901310 <sup>[9]</sup>			
	20901410 <sup>[10]</sup>			
	20901510 <sup>[11]</sup>			
	20901610 <sup>[12]</sup>			
	20901710 <sup>[13]</sup>			

## Models

	Item no	Type of hose	Diameter, hose (mm)	Hose length (m)
	20901810 <sup>[14]</sup>			
	20901910 <sup>[15]</sup>			
	20902010 <sup>[16]</sup>			
	20950010 <sup>[17]</sup>			
	20950110 <sup>[18]</sup>			
	20950210 <sup>[19]</sup>			
	20950310 <sup>[20]</sup>			
	20950410 <sup>[21]</sup>			
	20950510 <sup>[22]</sup>			
	20950610 <sup>[23]</sup>			
	20950710 <sup>[24]</sup>			
	20950810 <sup>[25]</sup>			
	20950910 <sup>[26]</sup>			

# Models

	Item no	Type of hose	Diameter, hose (mm)	Hose length (m)
	20951010 <sup>[27]</sup>			
	20951110 <sup>[28]</sup>			
	20951210 <sup>[29]</sup>			
	20951310 <sup>[30]</sup>			
	20951410 <sup>[31]</sup>			
	20951510 <sup>[32]</sup>			
	20900310 <sup>[33]</sup>	NR-CP	100	5
	20900410 <sup>[33]</sup>	NR-CP	150	5
	20902610 <sup>[33]</sup>	NR-CP	150	7,5
	20902710 <sup>[33]</sup>	NR-CP	150	7,5

[2] Straight exhaust rail ALU 150 incl. suspension brackets. Ceiling Support 2 pcs., lid 2 pcs., end stop 2 pcs., rubber moulding 5m, fasteners for rail assembly.

[3] Straight exhaust rail ALU 150 incl. suspension brackets. Ceiling Support 2 pcs., lid 2 pcs., end stop 2 pcs., rubber moulding 3m, fasteners for rail assembly.

[4] Straight exhaust rail ALU 150 incl. suspension brackets. Ceiling Support 3 pcs., lid 2 pcs., end stop 2 pcs., rubber moulding 10m, kit connections and fasteners for rail assembly.

[5] Straight exhaust rail ALU 150 incl. suspension brackets. Ceiling Support 4 pcs., lid 2 pcs., end stop 2 pcs., rubber moulding 12,5m, kit connections and fasteners for rail assembly.

[6] Straight exhaust rail ALU 150 incl. suspension brackets. Ceiling Support 4 pcs., lid 2 pcs., end stop 2 pcs., rubber moulding 15m, kit connections and fasteners for rail assembly.

[7] Straight exhaust rail ALU 150 incl. suspension brackets. Ceiling Support 5 pcs., lid 2 pcs., end stop 2 pcs., rubber moulding 17,5m, kit connections and fasteners for rail assembly

[8] Straight exhaust rail ALU 150 incl. suspension brackets. Ceiling Support 5 pcs., lid 2 pcs., end stop 2 pcs., rubber moulding 20m, kit connections and fasteners for rail assembly.

[9] Straight exhaust rail ALU 150 incl. suspension brackets. Ceiling Support 6 pcs., lid 2 pcs., end stop 2 pcs., rubber moulding 22,5m, kit connections and fasteners for rail assembly.

[10] Straight exhaust rail ALU 150 incl. suspension brackets. Ceiling Support 6 pcs., lid 2 pcs., end stop 2 pcs., rubber moulding 25m, kit connections and fasteners for rail assembly

[11] Straight exhaust rail ALU 150 incl. suspension brackets. Ceiling Support 7 pcs., lid 2 pcs., end stop 2 pcs., rubber moulding 27,5m, kit connections and fasteners for rail assembly

[12] Straight exhaust rail ALU 150 incl. suspension brackets. Ceiling Support 7 pcs., lid 2 pcs., end stop 2 pcs., rubber moulding 30m, kit connections and fasteners for rail assembly

[13] Straight exhaust rail ALU 150 incl. suspension brackets. Ceiling Support 8 pcs., lid 2 pcs., end stop 2 pcs., rubber moulding 35m, kit connections and fasteners for rail assembly

[14] Straight exhaust rail ALU 150 incl. suspension brackets. Ceiling Support 9 pcs., lid 2 pcs., end stop 2 pcs., rubber moulding 40m, kit connections and fasteners for rail assembly

[15] Straight exhaust rail ALU 150 incl. suspension brackets. Ceiling Support 10 pcs., lid 2 pcs., end stop 2 pcs., rubber moulding 45m, kit connections and fasteners for rail assembly

[16] Straight exhaust rail ALU 150 incl. suspension brackets. Ceiling Support 11 pcs., lid 2 pcs., end stop 2 pcs., rubber moulding 50m, kit connections and fasteners for rail assembly

[17] Straight exhaust rail ALU 250 incl. suspension brackets. Ceiling Support 2 pcs., lid 2 pcs., end stop 2 pcs., rubber moulding 2,5m, fasteners for rail assembly.

[18] Straight exhaust rail ALU 250 incl. suspension brackets. Ceiling Support 2 pcs., lid 2 pcs., end stop 2 pcs., rubber moulding 5m, fasteners for rail assembly.

[19] Straight exhaust rail ALU 250 incl. suspension brackets. Ceiling Support 3 pcs., lid 2 pcs., end stop 2 pcs., rubber moulding 7,5m, kit connections and fasteners for rail assembly

[20] Straight exhaust rail ALU 250 incl. suspension brackets. Ceiling Support 3 pcs., lid 2 pcs., end stop 2 pcs., rubber moulding 10m, kit connections and fasteners for rail assembly

[21] Straight exhaust rail ALU 250 incl. suspension brackets. Ceiling Support 4 pcs., lid 2 pcs., end stop 2 pcs., rubber moulding 12,5m, kit connections and fasteners for rail assembly

[22] Straight exhaust rail ALU 250 incl. suspension brackets. Ceiling Support 4 pcs., lid 2 pcs., end stop 2 pcs., rubber moulding 15m, kit connections and fasteners for rail assembly

[23] Straight exhaust rail ALU 250 incl. suspension brackets. Ceiling Support 5 pcs., lid 2 pcs., end stop 2 pcs., rubber moulding 17,5m, kit connections and fasteners for rail assembly

[24] Straight exhaust rail ALU 250 incl. suspension brackets. Ceiling Support 5 pcs., lid 2 pcs., end stop 2 pcs., rubber moulding 20m, kit connections and fasteners for rail assembly

[25] Straight exhaust rail ALU 250 incl. suspension brackets. Ceiling Support 6 pcs., lid 2 pcs., end stop 2 pcs., rubber moulding 22,5m, kit connections and fasteners for rail assembly

[27] Straight exhaust rail ALU 250 incl. suspension brackets. Ceiling Support 7 pcs., lid 3 pcs., end stop 3 pcs., rubber moulding 27.5m, kit connections and fasteners for rail assembly

[27] Straight exhaust rail ALU 250 incl. suspension brackets. Ceiling Support 7 pcs., lid 2 pcs., end stop 2 pcs., rubber moulding 27,5m, kit connections and fasteners for rail assembly

[29] Straight exhaust rail ALU 250 incl. suspension brackets, Ceiling Support 7 pcs., lid 2 pcs., end stop 2 pcs., rubber moulding 30m, kit connections and fasteners for rail assembly.

[29] Straight exhaust rail ALU 250 incl. suspension brackets, Ceiling Support 8 pcs., lid 2 pcs., end stop 2 pcs., rubber moulding 35m, kit connections and fasteners for rail assembly














[31] Straight exhaust rail ALU 350 incl. suspension brackets. Ceiling Support 10 pcs., lid 3 pcs., end stop 3 pcs., rubber moulding 45m, kit connections and fasteners for rail assembly

[34] Straight exhaust rail ALU 250 incl. suspension brackets. Ceiling Support 10 pcs., lid 2 pcs., end stop 2 pcs., rubber moulding 45m, kit connections and fasteners for rail assembly








[33] Delivered with trolley, balancer, exhaust hose and nozzle.

[35] Delivered with trolley, balancer, exhaust hose and nozzle.

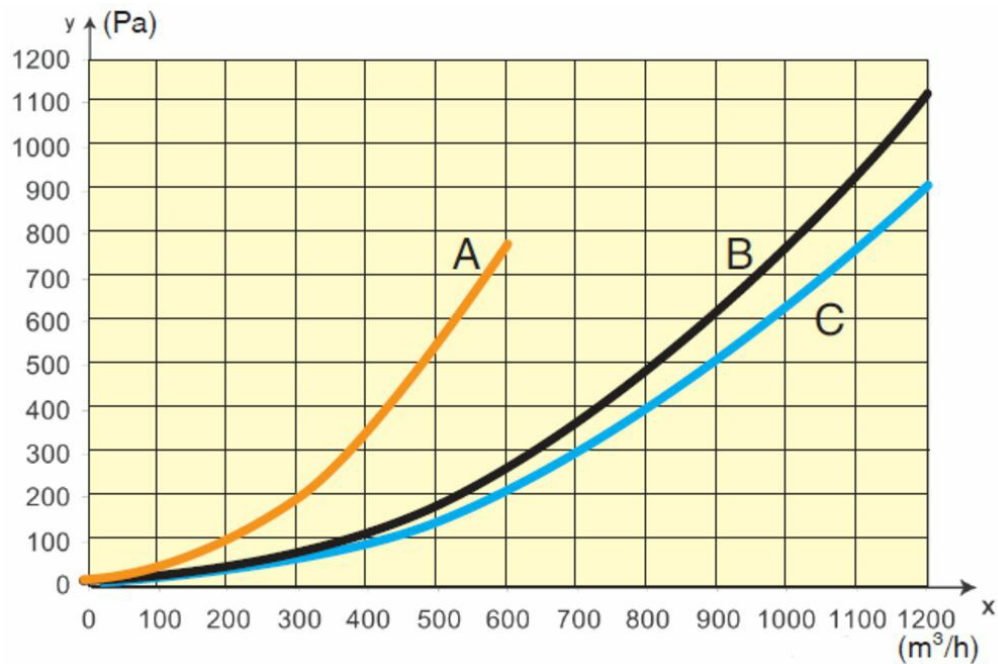
## Accessories

	Accessory	Item no
	Disconnection rail ALU 150/250	20940810
	Hydraulic limit stop for ALU150/250	20941410
	Adapter support bracket 5 pcs. ALU150	20940110
	Wall bracket 600mm	20947510
	Internal support for ALU150/250 10 pcs.	20941110
	Rail stiffener	20373942
	Exhaust trolley Maxi	20940310
	Exhaust trolley for fume extractor, ALU150/250	20940210
	Holder for balancer std trolley	20941310
	Support for balancer MAXI	20941210
	Extraction Trolley, ALU150/ 250, Std ø150	20943210
	Extraction trolley, ALU150/250, ø150 std with damper	20943410
	Extraction trolley Reel on rail	20948610

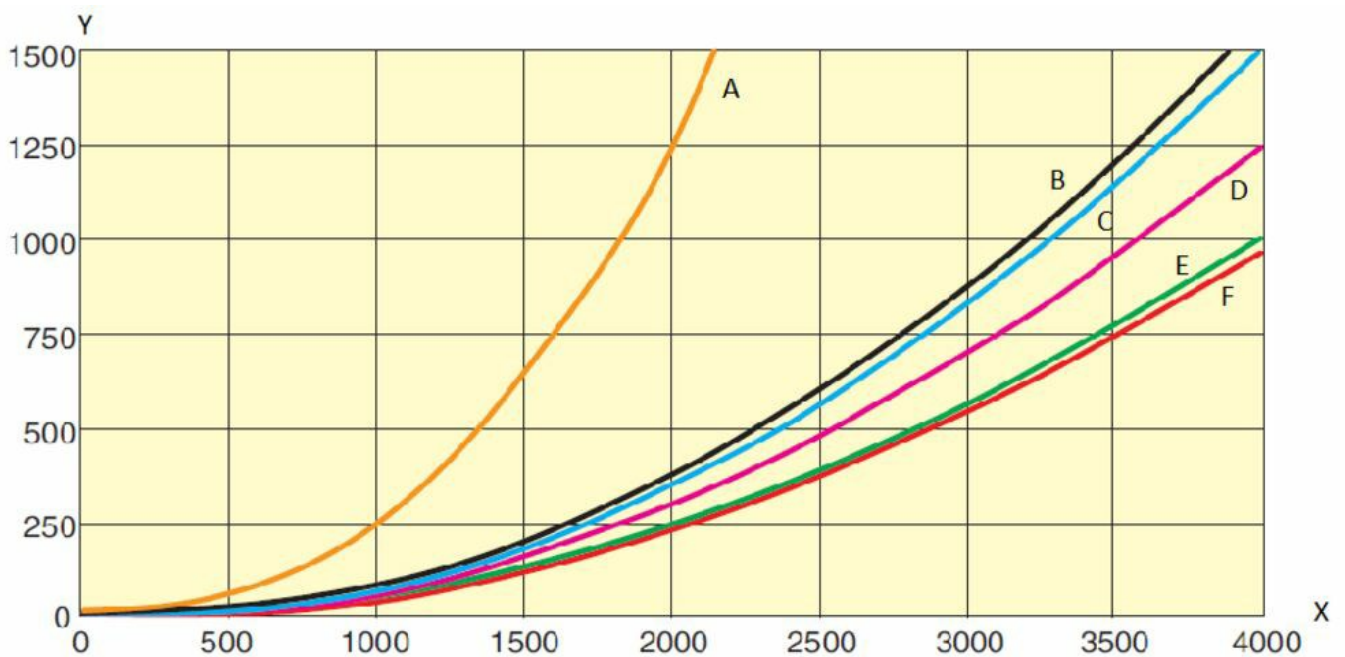
## Accessories

	Accessory	Item no
	End connection ALU150 with hose	20816264
	Extractor side ALU 250 Ø250 with hose	20377374
	Kit connection ALU 250	20377371
	Extractor top side Ø250 with hose	20377373
	Extractor top Ø250 W/hose	20377372
	Kit connection ALU150	20373413
	Ceiling Support bracket 5pcs, ALU250	20377370





Pressure drop extraction units with A= hose Ø 100 mm, 5 m B= hose Ø 150 mm, 7.5 m C= hose Ø 150 mm, 5 m



Y= Pressure drop (Pa), X= air flow (m³/h) A = Trolley fume extractor arm B = Top Outlet - side Ø250 C = Maxi Trolley Ø200 without hose D = Rail end outlet ALU 250 / Ø250 E = Top outlet Ø250 F = Rail end outlet ALU 150 / Ø250